

Playground Fun – a
European Day of Languages
eTwinning project



September 2015



Educational clipart image courtesy of www.phillipmartin.com

Participating Project partners

Name	Country	School
Maria Kragerud	France	Ecole Marcel Pagnol, Saint Blaise
Emanuela Moratti	Italy	ICS di Edolo Edolo (BS)
Barbara Rasile	Italy	Scuola Primaria di San Liberato, Circolo Didattico di Narni Scalo, TR, San Liberato
Adriana Dobecka	Poland	Szkoła Podstawowa nr 6 im. Mikołaja Kopernika, Inowrocław
Mirosława Jurek	Poland	Szkoła Podstawowa nr 37 im. Karola Grzesika Chorzów
Anna Litwin	Poland	Szkoła Podstawowa im. Kornela Makuszyńskiego, Morawica
Katarzyna Zajączkowska	Poland	Szkoła Podstawowa nr 32 w Toruniu Toruń
Aura Buruiană	Romania	Gradinita cu program prelungit "Lumea florilor" Navodari, Navodari
Marija Klančar*	Slovenia	Osnovna šola Mirna, Mirna
Belén Rioz	Spain	Ceip Victor López Seoane, A Coruña
Jemma Williams	UK – Wales	Ysgol Bro Tawe, Ystradgynlais
Erzsi Culshaw	UK – North West	Hesketh-with-Beaconsall All Saints C.E. Primary School, Hesketh Bank, Lancashire
Sarah Bruce*	UK – South East	Panshanger Primary School, Welwyn Garden City, Hertfordshire

*Project administrators

Games contributed by:
Maria Kragerud and pupils
Barbara Rasile and pupils
Adriana Dobecka and pupils
Anna Litwin and pupils
Aura Buruiană and pupils
Marija Klančar and pupils
Belén Rioz and pupils
Sarah Bruce and pupils
Erzsi Culshaw and pupils
Jemma Williams and pupils



Project Aim

This was a short project for European Day of Languages, to share information about the activities and games that our children play in the school playground. The children were able to discover whether they have activities which are specific to their own country and culture or whether they have games in common with their European neighbours.

Page nos.	Contents
1	Project partners
2	Project aim and contents
3	France – school information
4 – 6	France – games
7 – 8	Italy – schools information
9	Italy, San Liberato – game
10	Poland, Inowrocław – school information and games
11 – 12	Poland, Toruń, Chorzów – schools information
13 – 14	Poland, Morawica – school information
15 – 17	Poland, Morawica – games
18	Romania – school information
19 – 20	Romania – games
21	Slovenia – school information
22	Slovenia – game
23	Spain – school information
24 – 25	Spain – games
26	United Kingdom, Wales – school information
27 – 28	United Kingdom, Wales – games
29	United Kingdom, Hesketh Bank – school information
30	United Kingdom, Hesketh Bank – games
31 – 32	United Kingdom, Welwyn Garden City – school information
33 – 38	United Kingdom, Welwyn Garden City - games
39 – 40	Playing each other's' games

France

Ecole Marcel Pagnol, Saint-Blaise



There are three classes in the school:

- maternelle: pre-elementary
- CP, CE, CE2: 1st, 2nd and 3rd grade
- CM1, CM: 4th and 5th grade (it's our class)



The village of Saint-Blaise is situated in the Alpes-Maritimes (Provence region) in the south-east of France at 14 km from Nice, the department capital.

(General information: Saint-Blaise is 674 km from Paris).

Games from France – Maria Kragerud and pupils

Lucky Luke:

One pupil is 'Lucky Luke', the cowboy, known to 'shoot faster than his shadow'.

The other pupils make a circle around 'him' and he turns around in the centre.

When he takes aim and shoots a pupil in the outside circle, this pupil has to sit down and his neighbours (the two children either side of him) have to aim at each other and shoot.

The one who is shot first is 'dead' and has to sit down, and doesn't play anymore.

If the pupil in the middle of these two (the original target) doesn't sit down fast enough, he (or she) is the one who is 'dead'.

Instead of 'shooting', Lucky Luke can also shout the name of a child, who has to sit down.

The two neighbours on either side of that child then have to call out the other ones name and the slowest one to do so has to sit down, and out of the game, as before.

As more children sit out of the game, the gap between the 'neighbours' will increase, until there are only two children left.

These two then stand back to back and Lucky Luke tells a short story. When he says the word "pan", or a nominated word in your language, the two must turn and shoot each other and the first to do so is the winner.



Marbles:

Playing marbles on a drain cover. If you get a marble into the centre, you keep it and have another turn.



Gobelets: a game of dexterity and cooperation



Boomwhackers:

Making tunes with boomwhackers is a fun thing to do



Italy

ICS di Edolo, Edolo

Our school is in a small town called Edolo.

In the heart of Valle Camonica in the province of Brescia, we can find the small but beautiful town of Edolo through which flows the river Oglio. The town is surrounded by mountains that form the Adamello Regional Park and the Stelvio Park.

Beautiful interesting buildings, churches decorated with much valued frescoes are among the many interesting sites to be found in Edolo's historical centre. And those who love the beauty of nature and mountain excursions, on foot or by bike, will certainly find what they are looking for.

Our school is called Elementary School Edolo. There are about 250 students at our school. Their age is from 6 to 11. We can play sports in a big gym or on the outdoor playground. You can borrow books at the library. Our school is not very big but it's nice. Students don't wear uniforms. Edolo is in the North of Italy. There are about 5000 people living in Edolo. Our town is in the mountains next to two natural parks.



Scuola Primaria San Liberato



Hello! We live in the very centre of Italy, our region is called Umbria.

Our region is very green (it is called "the green heart of Italy" for its wonderful nature), rich of history and beautiful little towns like Perugia, Assisi, Terni, Orvieto, Narni, Todi, Spoleto, ... Near our village is the highest waterfall in Europe: "la cascata delle Marmore" (165 metres high).



Perugia is the chief town of Umbria

Terni is the other district of Umbria (there are two: Perugia and Terni)

Our little village is San Liberato, but it is very small, so you cannot see it on the map. It is near Narni, a very beautiful, ancient, little town. Our village is less than 100 km far from Rome, the capital city of Italy.

This is our little school and its garden.



Our little school is attended by 37 pupils: 5 pupils of year 1, 4 pupils of year 2, 8 pupils of year 3, 14 pupils of year 4 and 6 pupils of the year 5. We are few pupils, so children who attend years 1 and 5, stay in the same classroom; the same is for children who attend year 2 and 3.




This is our little village: San Liberato.



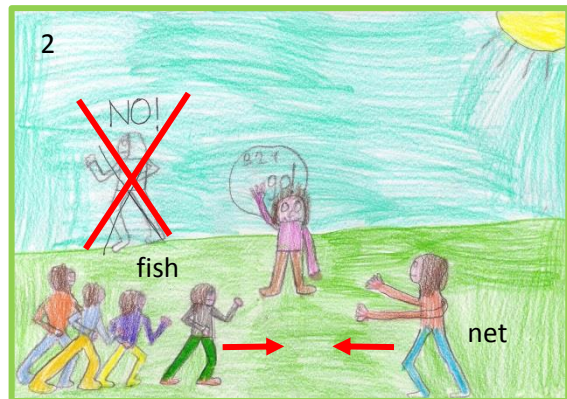
Game from Italy – Barbara Rasile and pupils

Net and Fishes

When we go in the school garden, during the break, we often play this game. We often play all together, all the children of our school: year 1, year 2, year 3, year 4 and year 5. WE LIKE IT REALLY VERY MUCH!!





1/
One child is the net, all the others are the fish. All the fishes are in a line and each on its own (loose, not holding hands). The net is on the opposite side of the fish and at the beginning is alone.



2/
At the start, the fish run ahead and the same is for the net. No one can turn back!

3/
The net has to catch the fish (by touching them).



4/
The fish who are caught hold the net's hand and become themselves a bigger net. The game restarts like at the beginning, so the fish and the net are on the opposite sides, in two lines: the net holding hands and the fish each on their own.




5/
You have to continue in this way until only one fish remains. That person is the winner!!

Poland

Szkoła Podstawowa nr 6 im. Mikołaja Kopernika,
Inowrocław





This is our school



*Games from Poland -
Adriana Dobecka and pupils*

Skipping, hula hoop, hopscotch, tennis
and playground equipment



Szkoła Podstawowa, nr 32 w Toruniu, Toruń

We are a primary school in Poland. We live in Torun, a beautiful city by the Vistula River. We are in class 6 b and c. There are 46 students in our two classes . Our English teacher is Kasia Zajączkowska. We meet three times a week and we learn English.

Our school is big. There are 600 students and 50 teachers. There are many classrooms, a canteen, a school playground, three gyms (one inside and two outside).

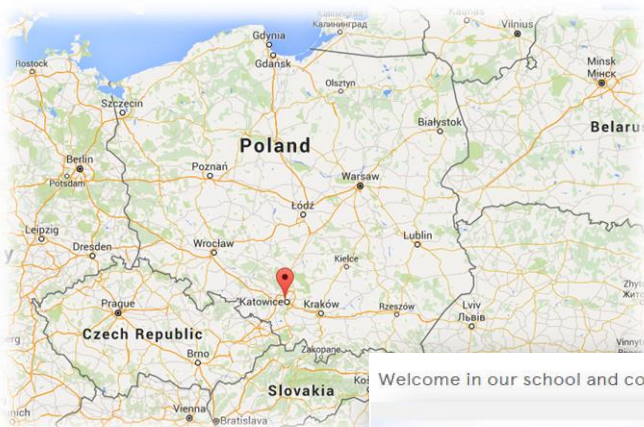
Our city, Torun is really beautiful. It's very old. There are many fantastic monuments, old buildings, and churches. Nicolaus Copernicus was born here. Our city is also famous for our delicious gingerbreads. You should try it!



On 6 December 1997, during the 21st plenary session of the UNESCO World Heritage Committee in Naples, the Medieval Town of Toruń was listed among UNESCO World Cultural and Natural Heritage sites.



Szkoła Podstawowa nr 37 im. Karola Grzesika
Chorzów




Chorzów is a city in Silesia in southern Poland, near Katowice.

Welcome in our school and country.



Coat of arms of Chorzów



Szkoła Podstawowa im. Kornela Makuszyńskiego, Morawica

Our school is located in the south-eastern part of Poland.
The name of our little town is Morawica.
Morawica is about 15 kilometres away from the town called Kielce.

Tourist attractions



The Castle in Chęciny

Paradise Cave



The Holy Cross Mountains



Our town MORAWICA

Morawica is located in the Świętokrzyskie Voivodeship. The municipality covers an area of 140.45 km². The number of people living there is over 1700.



There are about 327 students in our school.


- There are three types of schools in one building: kindergarten, primary school and lower secondary school (Gimnazjum).
- The students attending primary school are aged 6-12 years old.
- The students don't have to wear uniforms.
- Languages taught: Polish and English

Kornel Makuszyński

Kornel Makuszyński (1884-1953) is our school's patron.

He was a writer. He wrote his books mainly for children and young people.

Makuszyński's well-known books are: *'120 Adventures of Matołek the Billy-Goat'* and *'The Two Who Stole the Moon'*.



Our school

The building is situated in the neighbourhood of the Holy Cross Mountains, one of the oldest in Europe and the most beautiful ones. The school has got great conditions. The students achieve success, have good results in learning and they win cups and trophies. There is a dance group Piramida.

We promote ecology, healthy lifestyle, tourism and cooperation with European countries. In 2009 we started working on *The Big Challenge Club* and we have been working on common initiatives together with schools from France and Spain.

Web page: <https://zpomorawica.edupage.org/>



and pupils



NAME OF THE GAME:

Stary niedźwiedź mocno śpi - An old bear is fast asleep

NUMBER OF PLAYERS:

At least 6 players

AGE OF PLAYERS:

3-12 years old

WHERE IT IS PLAYED:

Classroom, pitch, playground, gym

EQUIPMENT NEEDED:

-

THE RULES OF THE GAME/ INSTRUCTION



The rules of the game.

1. The children choose the person who will be the bear which must squat in the middle of the circle and also pretend to sleep.
2. The children sing and walk around the bear on their toes in order not to wake him up.

They sing:

*"The old bear is sleeping hard
The old bear is sleeping hard
We walk on our tiptoes as we're afraid of him
When he'd wake up, he would eat us"
(They start counting and pointing at the bear)
"The first hour, the bear sleeps
The second hour, the bear snores
The third hour, the bear catches!"*

Option1

While the words: *"The third hour, the bear catches"*, the bear gets up and tries to grab the children who must run away. The caught child goes to the circle to play the bear's role. The game starts again.



Option 2

The participants of the game are squatting fast and meanwhile the bear must catch the person who is slower and doesn't manage to stand up after squatting on time. The person caught by the bear goes to the circle and play the bear's role.



Pomidor

Tomato

It is a Polish game but students of all ages love it.



How to play it?

Everyone sits in a circle. One volunteer must be in the centre of it. He or she asks different questions. They may be funny. The only answer allowed is 'Tomato'. The game is over when the player doesn't say 'tomato' or starts laughing.

'Buying' things

The person who starts laughing or says something different must give one thing to 'Tomato' person.

At the end of the game all participants must 'buy back' their things such as toys, a pencil, etc. They must perform one particular task, for example singing a song, or doing some simple gymnastic exercises.



Enjoy the game!

Raz, dwa, trzy Baba Jaga patrzy
(Rass – dvah – tshugh Bubba Yarga partzshe)

One, two, three Baba Jaga is watching

It is a popular children's game in Poland. You need a few participants to play it. One of them is called Baba Jaga.



One person (Baba Jaga) stands back to the group and covers her eyes. She says: „One, two, three Baba Jaga is watching” and then turns.

When she stands back the children walk to her but when she turns they must 'freeze'. Baba Jaga walks around the group and checks if anyone is moving. If yes, the child must go to the start line. Baba Jaga turns again and repeats: „One,two, three Baba Jaga is watching.” The one who touches Baba Jaga first is a winner and a new Baba Jaga.

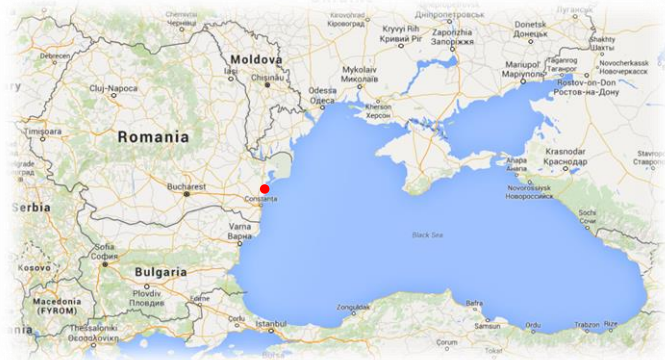
Have a nice game!



Romania

Gradinita cu program prelungit , "Lumea florilor" Navodari. Kindergarten 'World of Flowers'

Navodari is a beautiful city located on the Black Sea coast and is nicknamed "the city where the sun kisses the sea"! It is a tourist town with about 35,000 inhabitants, with many beautiful parks and playgrounds.



Out and about in Navodari





- Our kindergarten is the biggest in the city, with children between 3 and 6 years. Because the kindergarten is called "World of Flowers" all classes of children have names of flowers: snowdrops group, pansies group, daisies group, etc.
- In total, the kindergarten has 8 groups with names of flowers.

Games from Romania - Aura Buruiană and pupils

Hotball (our favourite game)

The children form a circle and sit or stand close to each other. The ball is given from one child to another very quickly because it's 'hot'. The child who drops the ball, receives a forfeit (he must imitate the sound of an animal or count down from 10 to 1 etc.)



Mirror Mirror



Children are divided into pairs, who will sit or stand face to face. Each pair determines who will be the mirror. The child who plays the role of mirror must imitate the movements of their partner. After a while, they change roles.

The Bear and the Woodcutters

The game is played with up to four players. All players are woodcutters, spread through the playground and begin to mimic cutting wood and storing it.

One child is chosen to be the bear. His lair is near the playground. At one point, the bear comes out slowly, humming.



The woodcutters must remain motionless (as they say, "if you don't move, the bear does not touch you...!")

The bear tried to make them laugh ... (sniff them, do all kinds of nice faces, sounds, etc.)

If a child laughs or moves, the bear will take him into his lair.

The game continues until only one lumberjack remains.

He or she is the winner and can be the bear in the next round of play.



Hopscotch

Our hopscotch design on the ground has numbers from 1 to 8. The first player tosses a marker (stone or coin etc.) into the first square; it must land within the confines of the square without bouncing out or touching a line.

The player then hops through the course, making sure to skip the square with the marker in it. Players hop in single squares with one foot (either foot is fine), and use two feet for the side by side squares, one in each square. Upon completion of the hop sequence, the player continues his or her turn, tossing the marker into square number two and repeating the pattern.

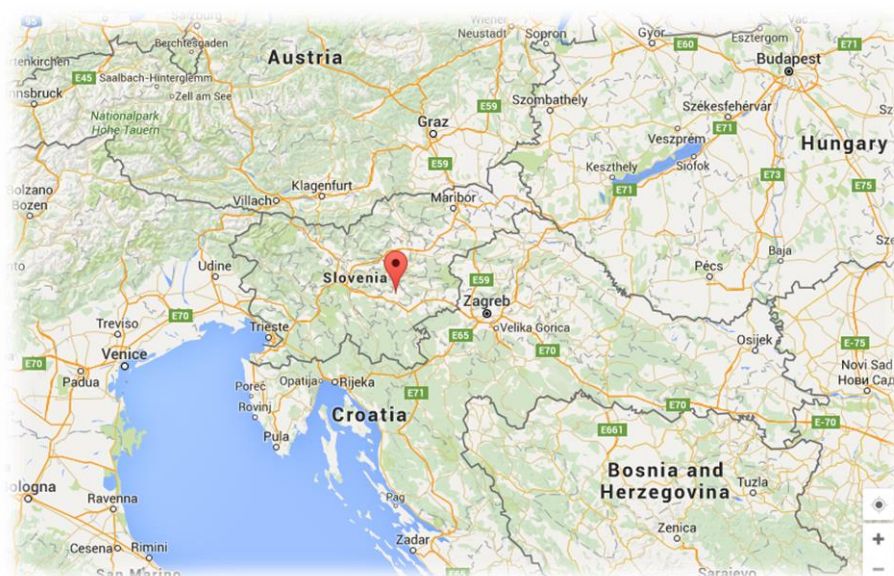
Loss of turn occurs when a player steps on a line, misses a square when throwing the marker, or loses balance.

Players begin their next turn where they last left off.



Slovenia

Osnovna šola Mirna, Mirna



Our school is in a small town called Mirna. Mirna is in the south-east of Slovenia. There are about 1400 people living in Mirna. Our town is named after the river Mirna which runs through it. There is a post office, a bank, doctor's office, chemist's, a few shops, a few small restaurants, a bakery, a library, a school and a kindergarten. You can do different sports in Mirna. We have a tennis court, a football pitch, a volleyball court... There's also a hall where all cultural events take place.



Our school is called Elementary School Mirna. There are about 250 students at our school. Their age is from 6 to 15. We can play sports in a big gym or on the outdoor playground. You can borrow books at the library. Our school is not very big but it's nice. Students don't wear uniforms but they must wear slippers instead of shoes.



Game from Slovenia - Marija Klančar and pupils

Rotten Egg



Our game is very simple and it's called THE ROTTEN EGG. Children form a circle and they squat. One person goes around the circle of children and he or she drops a handkerchief behind a random student. This student then has to stand up and chase the first student before he/she takes his/her place. If he/she catches the first one, the first one has to sit in the middle of the circle. The one who sits in the middle is called the rotten egg. The student has to wait for another student to get caught.

Spain

Ceip Víctor López Seoane, A Coruña

This is our city, A Coruña



A Coruña is in the northwest corner of Spain.



There are lots of interesting places here.




The Hercules Tower, which was named by UNESCO as a World Heritage site.

Maria Pita square is the meeting point of the city and a great place to people watch.



There is also:
an aquarium



an historic
Celtic fortification,
the Castro de Elviña



and a museum dedicated to
the human species.



The name of our school comes from a very important biologist called Víctor López Seoane.

He was from A Coruña - our city.



Games from Spain - Belén Rioz and pupils

Spinning Top Day



Rules: A circle is drawn on the floor. Each player throws his top without an order.



The tops have to land in the circle and spin. If a top doesn't land in the circle or doesn't spin, the player has to put his top in the centre of the circle where it can be hit by the tops of the rest of the players.

When a top of one player hits the top in the centre of the circle this top is removed from the circle, the owner can take his top and return to the game. When a top spins in the circle, the rest of the players can hit it with their tops.



When a top spinning goes out the circle by itself or because it's hit by another top, it can be recovered by his owner. So, it's possible to find two or more tops in the circle at the same time.



Other games can be played with the tops, such as whose top can spin for the longest?

Four Corners Game - Las cuatro esquinas

One person stands in the middle and the other kids in the corners have to move to change places.



The boy or girl who stands in the middle has to catch them.



The corners are safe.




United Kingdom - Wales

Ysgol Bro Tawe, Ystradgynlais

We are in a small town called Ystradgynlais in South Wales, in Great Britain. Our nearest city is Swansea (about 20 mins away.) We are in the county of Powys.



Ystradgynlais



Our school



Our uniform



Our school mascot

Brodie is our school mascot. He is our Rights Respecting Bear. He reminds us about the Rights all children should have!



Games from UK (Wales) - Jemma Williams and pupils

Duck, Duck, Duck, Goose



You sit in a circle. One child is chosen and walks around the outside of the circle, touching each child on the head gently as they pass, at the same time saying "duck, duck, duck". At some point they will tap a child and say "goose." The 'goose' and the 'chooser' then both race around the circle and the last one back to the starting place becomes the 'chooser'.

Stuck in the Mud



One person is 'it' and chases others in the group. Anyone caught stands still with their feet and arms apart. They can only be freed by another person going under their legs or arm. The chaser tries to get all runners 'stuck in the mud.'

Grandmother's Footsteps

Players stand at a 'home' base in a line. Grandmother stands with her back to them about ten metres away. The players creep forward, but whenever Grandmother whirls round they must stop advancing and 'freeze'. If she sees any of them moving, she sends them back to the starting line again. The child who is the first to touch Grandmother becomes the next Grandmother.



Queenie, Queenie

A person is picked to be the "queenie," and that person turns their back to everyone else. The "queenie" then throws the ball over their shoulder and one of the other players needs to catch it or pick it up. Everyone, except the "queenie", puts their hands behind their backs so that the "queenie" doesn't know who has the ball. The "queenie" then turns around and everyone shouts:

Queenie, Queenie who's got the ball?
Are they short, or are they tall?
Are they hairy, or are they bald?
You don't know because you don't have the ball!!"



The "queenie" has to guess who has the ball through a process of elimination. If the person with the ball is the last one to be picked, that person becomes the new "queenie."

What's the time Mr Wolf?



One player is chosen to be Mr Wolf. The other players stand in a line on the opposite end of the playground about 10-12 metres away from Mr Wolf. This line is referred to as 'home'. Mr Wolf stands with his back to them.

The players chant, 'What's the time Mr Wolf?'

Mr Wolf replies (for example), '3 o'clock.'

The players advance the same number of steps, that is, 3 steps for 3 o'clock.

The game continues until Mr Wolf thinks the players are close enough to catch and after being asked the time again he replies, 'Dinner time,' then turns and chases the players. The first child caught becomes Mr Wolf. If Mr Wolf does not catch anyone, he has to be Mr Wolf again. If a player reaches Mr Wolf before dinnertime, they tap Mr Wolf on the shoulder and run for home. If the player gets home then she is safe. If she is caught then she becomes Mr Wolf.

United Kingdom – NW of England

Hesketh Bank Primary School

Hesketh Bank is a small agricultural village in Lancashire, England. It lies to the north-east of the town of Southport on the Irish Sea estuary of the River Ribble. is a semi-rural area comprising of farms, market gardens and private housing.



Our school

The original school building was built in 1871 and after many conversions now holds 7 classrooms. The school has a computer suite and an infant play area. The grounds have also been recently upgraded to incorporate a willow structure, a story teller's chair, a tyre area for active play.



Our village



West Lancashire Light Railway



All Saints Church

West Lancs light railway is an operational, narrow-gauge steam railway, with a historic collection of locomotives and rolling stock. Much of the equipment is from local industrial sites. There are 6 steam locomotives (3 operational and 3 undergoing restoration). The whole family can also enjoy a visit, with a short train ride around a flooded clay pit behind coal fired steam locomotives dating from 1898.

Games from UK (NW England) – Erzsi Culshaw and pupils

Tig

Tig is a playground game that involves one or more players chasing other players in an attempt to "tag" or touch them, usually with their hands. There are many variations; most forms have no teams, scores, or equipment. Usually when a person is touched, the tagger says, "Tig, you're it." At Hesketh Bank there are tyres in the playground and it is fun to play Tyre Tig on them.



Choose one player to be 'it' and the other players spread out.

The player who is 'it' must run around and tag as many people as he or she can.


When touched, a player must freeze and stand with his or her legs and arms apart.

The only way to be freed is for a non-tagged player to crawl through the tagged player's legs.

Players are safe while crawling under legs and cannot be tagged when in that position.

The game ends when all players have been tagged and are 'stuck in the mud'.

Stuck in the Mud




Manhunt



Manhunt is another hiding and chasing game.

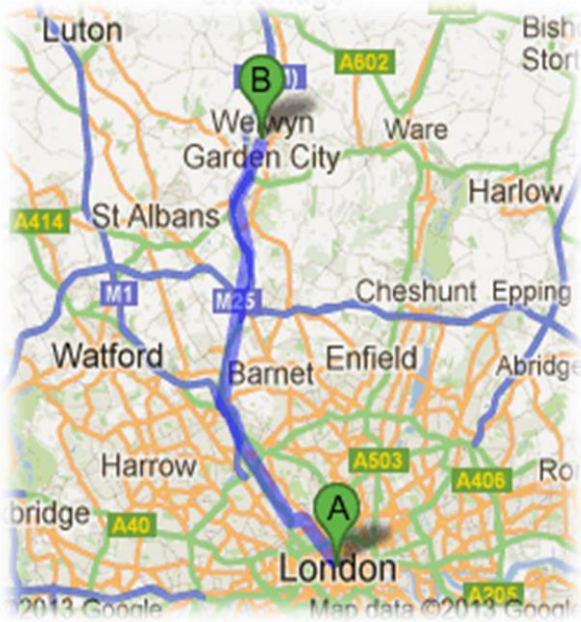
Hopscotch



Hopscotch is played on a grid marked on the playground.

United Kingdom – SE of England

Panshanger Primary School, Welwyn Garden City



Welwyn Garden City is a town about 40km north of London. Panshanger is an area in the north east of the town.



When Welwyn Garden City was designed, by Ebenezer Howard, he wanted to build a town that would be set amongst trees and lawns – a true garden city. In this way, people could enjoy the feeling of living in the town and the country at the same time. There would be plenty of open spaces for recreation and sport, and the place would also look attractive because of the design of the houses.

As well as being close to London, there are many places of historical interest in our local area.



In nearby Welwyn, you can visit the Roman Baths, and just a few miles away is the beautiful Hatfield House. This was the childhood home of Queen Elizabeth I, daughter of the famous king, Henry VIII, who had 6 wives.



Our school is quite modern – it was built in 1969 and the Nursery was added in 1997.



We are lucky to have a swimming pool, pond and a small garden, which is looked after by the children in the Gardening Club.



At our school we have a trim trail, ping pong table, outdoor stage and giant musical instruments to play with.



There is a playground for the younger children and the older children have two playgrounds and a field, with a football pitch and space to run around.



Conkers



CONKERS.



The rules are simple:
Step 1: take a conker.
Step 2: drill a hole in it.
Step 3: thread rope through.
Step 4: start playing.

How to play:
Swing your conker at the other player's conker to try and hit it. You can have 3 tries. Then you swap over. If you manage to break the other player's conker, your conker becomes a one-er. However, if the broken conker was a one-er (or two-er etc.) your conkers takes on its score and becomes a two-er (or three-er etc.)


Hopscotch

Hopscotch

by Mia and Hannah

To play Hopscotch you will need :

- A hopscotch layout
- Some Friends
- A Stone



1. Firstly you will need a hopscotch layout [You should usually have one in your school playground]
2. Go in a line with your friends.
3. The first player shall have a stone in their hand ready to throw .
4. Once the first player has thrown they will go to one leg to two legs ,one leg to two legs, until they reach the stone .
5. Pick up the stone and then hopscotch back to the next person and go to the end of the line and keep on going !



French Skipping



French skipping

by Ella



French skipping is a fun playground game for all ages. If you find the game too tricky/easy you can lower or heighten the rope. There are many types of rhymes such as...

Banana Split, Countries rhyme, and many others. My favourite rhyme is Banana Split and here is how to play it. →

(Click → to go to the next slide.)

French Skipping – Banana Split

To play 'Banana Split' you need at least 3-5 players. The rhyme goes like this: "Banana, banana, banana, SPLIT!" - Jump over the rope on the first two 'bananas' but on the last banana jump into the middle then shout 'SPLIT!' and on split you need to jump onto the rope and press it down with your feet. This game is fun with lots of players as you can have a competition to see who can do it the quickest.



(Click ← to return to the last slide.)

40:40 Home

Playground Games

40 40 home



1. First there is a person who is 'it' and there's a 'home'.
2. Second the person who's 'it' counts to 40.
3. So that the runners have a chance to run and get to the 'home'.
4. Then the person who's 'it' tries to catch the runners before they get home.
5. If the runners get home the person that's 'it' counts again. If the runners get caught then they become 'it' and start to count to 40 again.
6. And then you repeat it.



Lions and Gazelles

Lions and Gazelles

by Don and Henry

In Lions and Gazelles there is one lion and the rest are gazelles.

The lion counts to 20 and the rest have to run away and hide. Once the lion is finished counting he will try and get the gazelles.

When he catches someone they become a lion as well (the person who was a lion stays a lion).

The winner is the last person to become a lion!



Lions and Gazelles



Hide and Seek Tag

Playground game

Hide and Seek

Tag

1 First the person who's It has to count, and the other person has to hide.



2 Next when the person has been spotted the Itter has to It them.



3 Finally if the person is still It.



by Tye and Matthew

Hand Clapping Rhyme

A sailor went to sea !!!

by Ruby and Lucy

What to sing

A sailor went to sea, sea, sea
To see what he could see, see, see
But all that he could see, see, see
Was the bottom of the deep blue sea, sea, sea

A sailor went to chop, chop, chop
To see what he could chop, chop, chop
But all that he could chop, chop, chop
Was the bottom of the deep blue chop, chop, chop

A sailor went to knee, knee, knee
To see what he could knee, knee, knee
But all that he could knee, knee, knee
Was the bottom of the deep blue knee, knee, knee



How to do the actions

- First you clap then give the other hand to your partner, after that you clap and give the opposite hand to your partner.
- Then you keep going until you finish the first verse, when you have finished the first verse you do it all again.
- For the actions on the second verse you need to do pretend to chop your arm and sing the same verse but change the sea, sea, sea to chop, chop, chop.
- Finally for actions on the last verse you need to tap your knees and sing the same verse but change chop, chop, chop to knee, knee, knee.



If you are feeling brave:

You can add a final verse –

A sailor went to sea, chop, knee
To see what he could see, chop, knee
But all that he could see, chop, knee
Was the bottom of the deep blue sea, chop, knee

This time you do one of each action in each line, so Salute by your head, then chop your elbow, then tap your knees.

Can you manage it?



Ruby and Lucy couldn't because they got the giggles!



Hide and Seek

Hide and Seek

How to play

Hide and Seek is a game for multiple people. There needs to be one seeker that counts to forty and all the hiders need to run away and hide where the seeker can't see you. Then the seeker runs around to find you, if everybody is caught, the person that is caught last can choose to be a seeker or a hider.





by Samuel and James



Stuck in the Mud

When you play Stuck in the mud there is one "letter".

1. If you get bogged you stand still in a star shape.
2. To get free to run around someone needs to go under your arms or legs.
3. When you are free reset the game.



by Tia and Alex

Skipping Rhyme

Skipping Rhymes



I like coffee



I like tea



I like skipping



to skip with me.




Stuck in the Mud



PING
PONG 😊

you have
to score 21
POINTS.



by Ashley and Dylan



TAG



1. At first there is a tagger.
2. Next you have to run around with the tagger has to touch you, and then you are the tagger with you have to tag someone else.

by Oscar and Carrick

IT IS FUN!

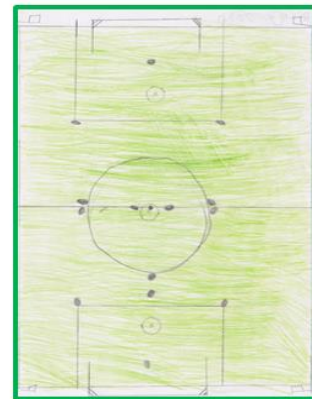
Tag

Football

Football

by Josh and Riley

- We have a referee but he has no yellow or red cards. He announces free kicks, penalties, corners and sometimes throw ons. Sometimes people argue with the referee. We all play football because it is our dream to be a footballer.
- To pick the teams you line up to make it fair, choose the Captains and they Pick 1 person at a time till there is no one left.
- Choose a goal and try to kick the ball into the other goal.
- Try not to tackle your own players.
- Once a person scores its one goal to their team



Playing each other's games

Szkoła Podstawowa im. Kornela Makuszyńskiego, Morawica, Poland

Queenie, Queenie from the UK



Spinning Tops from Spain

Duck, duck, goose from the UK



Hesketh Bank Primary School, UK



Stary niedźwiedź mocno śpi
from Poland

Panshanger Primary School, UK



Hand clapping game from France

Raz, dwa, trzy Baba Jaga patrzy
from Poland

